



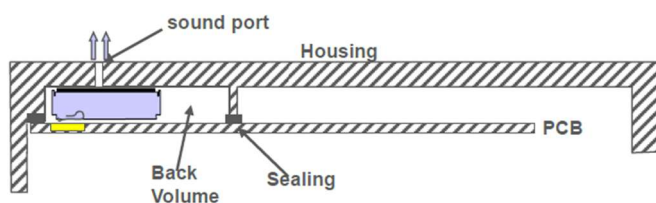
Application Note

AN06 - Micro dynamic speakers - Connection guidelines

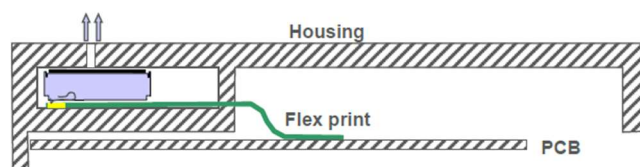
Arthur Di Ruzza, Acoustic Technician

2025/08/27

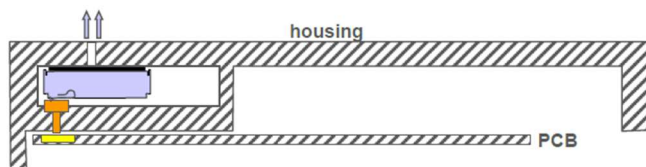
Several design cases are shown below, illustrating different ways of connecting a micro speaker. In all cases, particular attention must be given to sealing the back volume to ensure it is completely airtight.



Case n°1: Using PCB as box-cover - Directly contacting to PCB



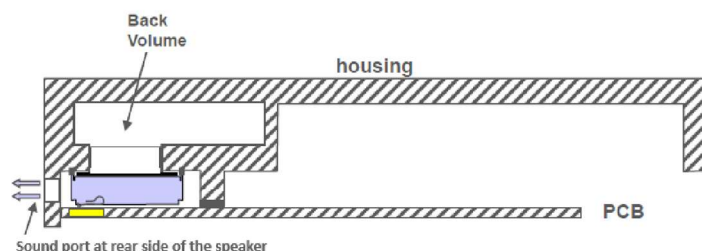
Case n°2: Create closed box - Contacting with flex-print



Case n°3: Create closed box - Contacting with contact pin



Case n°4: Create closed box - Contacting with contact spring



Case n°5: Reverse application - Directly contacting to PCB